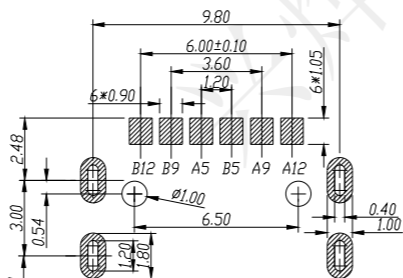
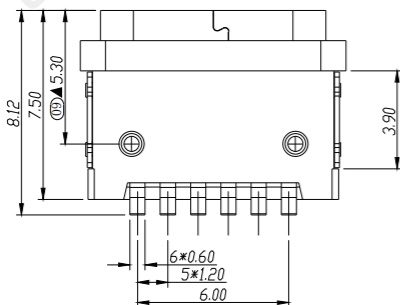
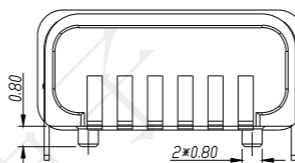
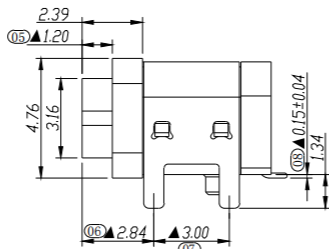
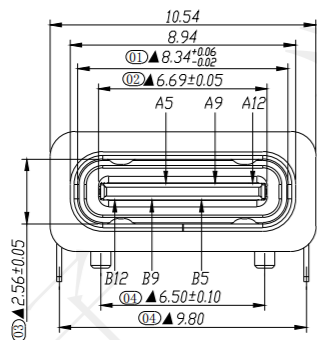
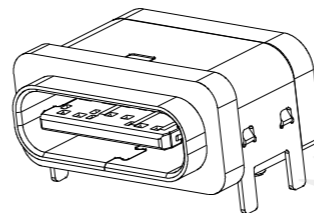
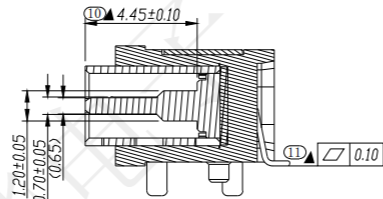
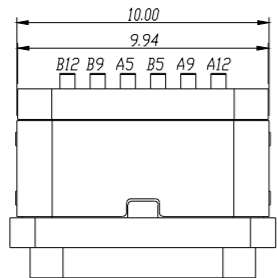


REV.	ECN NO.	DESCRIPTION	DRAW	APPD.	DATE
A	---				



.....PRODUCT EDGE  
 RECOMMENDED PCB LAYOUT(TOP VIEW)  
 THICKNESS 0.8±0.10MM;DEFAULT TOLERANCE:±0.05

4	Front shell	Stainless steel	Ni/SN plated
3	Mid plate	Stainless steel	
2	Contact	Copper alloy	Au/Ni plated
1	Rubber core	PA9T	UL94V-0
NO.	Part name	Material	Remarks

PIN ASSIGNMENTS

A5	CC1	B12	GND
A9	VBUS	B9	VBUS
A12	GND	B5	CC1
PIN	SIGNAL NAME	PIN	SIGNAL NAME

受控文件

深圳市兴烨电子有限公司 Shenzhen XingYe Electronics co., Ltd		Series Name :
TOLERANCE		Product Name :
X.X ±0.30	X° ±2°	TYPE-CF-6P板上SMT四脚插L7.5 防水IPX6
.XX ±0.20	.X° ±1°	Part NO: UCM27604
.XXX ±0.10	.XX° ±0.5°	SCALE SHEET REV.
UNITS mm	APPD: 陈爱光	1:1 1/1 A1
	CHED: 施立敏	
	DRAW: 马洪飞	