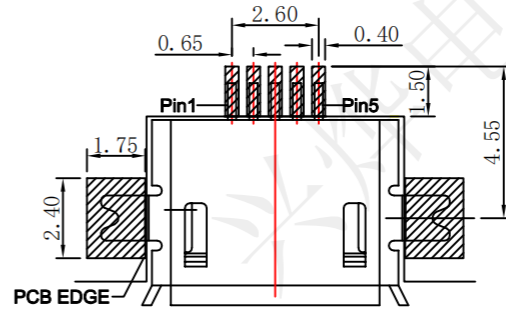
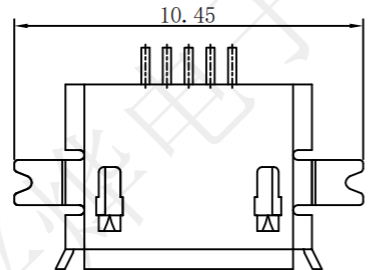
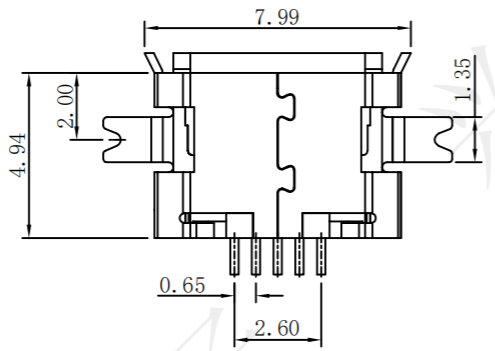
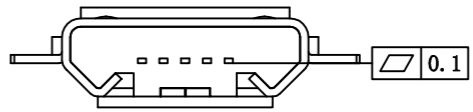
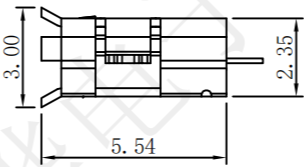
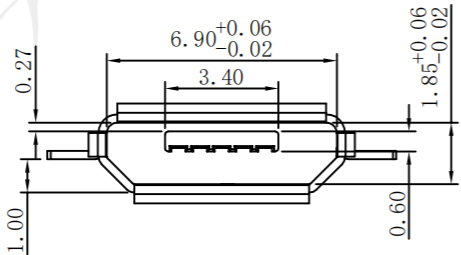
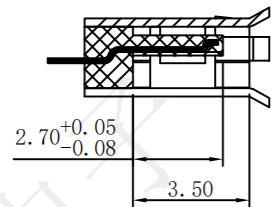


REV.	ECN NO.	DESCRIPTION	DRAW	APPD	DATE
A	---				



RECOMMENDED PCB LAYOUT
PCB图仅供参考



Specification:
 Current rating: 1,5PIN 1.8A Max/2,3,4PIN 1A Max.
 Dielectric withstanding voltage: 100 V(ac) for 1 min.
 Contact resistance: 30 mΩ Max.
 Insulation resistance: 100 MΩ Min.
 Total mating force: 3.57 Kgf Max.
 Total unmating force: 1.0 Kgf Min.
 Temperature range: -30°C~80°C

受控文件

MKF26049	MICRO-5P沉板1.0两脚贴卷边铜雾锡编带
MKF26050	MICRO-5P沉板1.0两脚贴卷边铜镀镍编带
MKF26051	MICRO-5P沉板1.0两脚贴卷边不锈钢雾锡编带
MKF26052	MICRO-5P沉板1.0两脚贴卷边不锈钢镀镍编带

深圳市兴烨电子有限公司
ShenZhen XingYe Electronics co., Ltd

Series Name :
MICRO-5P沉板1.0两脚贴卷边编带

No.	Pare Name	Number	Material	Remarks
3	Shell	1PCS	copper alloy/SUS304	t=0.25mm
2	Contacts	5PCS	copper alloy	t=0.20mm
1	Housing	1PCS	LCP	UL94v-0

TOLERANCE			
X.X	±0.30	X.°	±2°
.XX	±0.20	.X°	±1°
.XXX	±0.10	.XX°	±0.5°
UNITS		mm	

Part NO:	
SCALE	1:1
SHEET	1/1
REV.	A1

APPD: 陈爱光
CHED: 施立敏
DRAW: 马洪飞