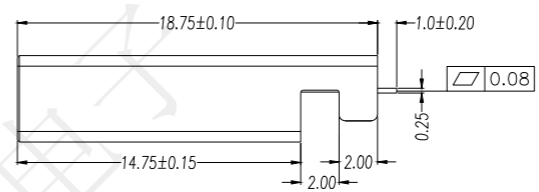
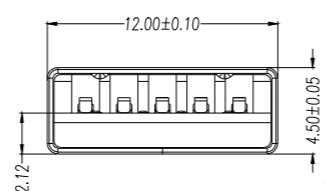
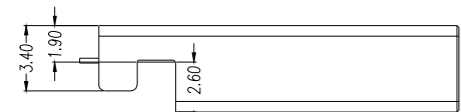
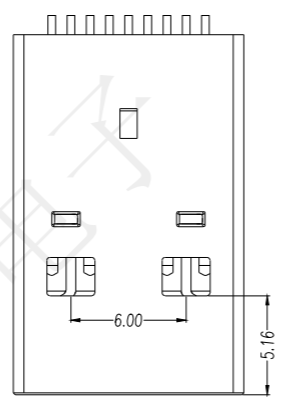
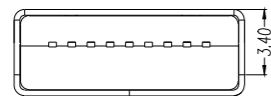


REV.	ECN NO.	DESCRIPTION	DRAW	APPD.	DATE
A	---				

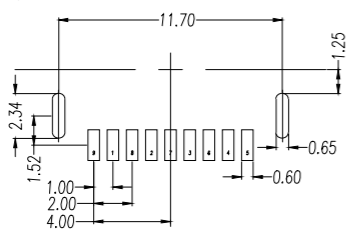
1	VBUS
2	D-
3	D+
4	GND
5	StdB_SSTX-
6	StdB_SSTX+
7	GND_DRAIN
8	StdB_SSRX-
9	StdB_SSRX+
PIN	SIGNAL NAME



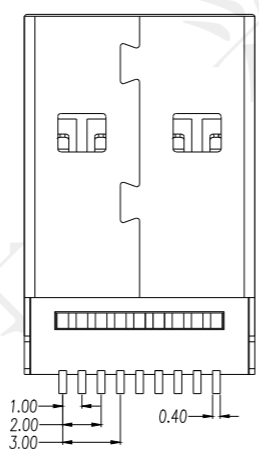
受控文件



**Specification:**  
 Current rating: DC 1.5A 30V  
 Dielectric withstanding voltage: 500 V(ac) for 1 min.  
 Contact resistance: 30 mΩ Max.  
 Insulation resistance: 100 MΩ Min.  
 Total mating force: 3.57 Kgf Max.  
 Total unmating force: 1.02 Kgf Min.  
 Temperature range: -30°C~80°C



RECOMMENDED P.C.B LAYOUT



No.	Pare Name	Number	Material	Remarks
3	Shell	1PCS	copper alloy C2680/SPCC	t=0.3mm
2	Contacts	9 PCS	copper alloy C2680	t=0.25mm
1	Housing	1PCS	LCP	BLUE /UL94V-0

**深圳市兴烨电子有限公司**  
 ShenZhen XingYe Electronics co., Ltd

TOLERANCE		APPD: 陈爱光 CHED: 施立敏 DRAW: 马洪飞
.XX ±0.30	X.° ±2°	
.XX ±0.20	.X° ±1°	
.XXX ±0.10	.XX° ±0.5°	
UNITS	mm	

Series Name :		
Product Name : A公3.0沉板2.6无柱直脚L18.7		
Part NO: USBX48064		
SCALE	SHEET	REV.
1:1	1/1	A1