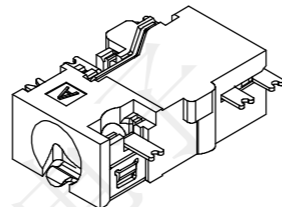
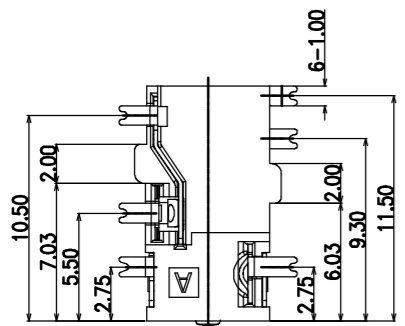


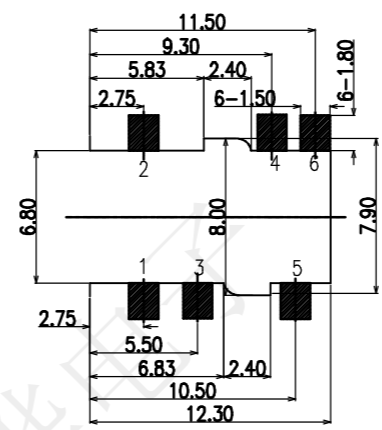
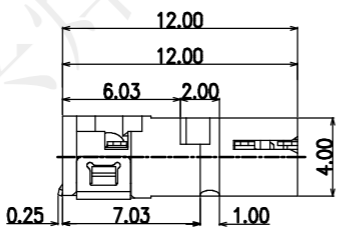
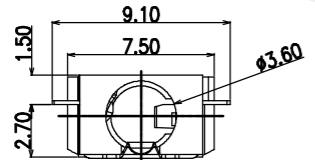
REV.	ECN NO.	DESCRIPTION	DRAW	APPD.	DATE
A	---				

- NOTES:  
 1. REQUEST OF THE SPECIFICATION:  
 1.1 CONTACT CURRENT RATING: 1A.;  
 1.2 CONTACT RESISTANCE: 50 mΩ MAX.;  
 1.3 INSULATION RESISTANCE: 100MΩ MIN.;  
 1.4 DIELECTRIC WITHSTANDING: 500V AC MIN.;  
 1.5 DURABILITY: 5,000 CYCLES MIN.;  
 1.6 CONNECTOR MATING FORCES: 30N MAX.;  
 1.7 CONNECTOR UNMATING FORCES: 3N MIN.;

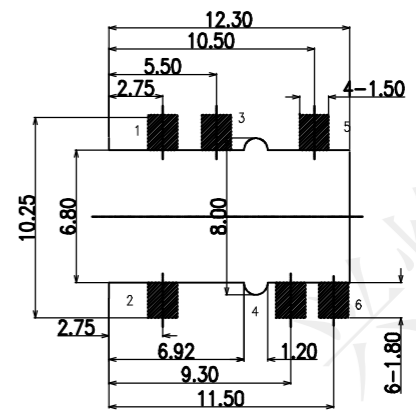
受控文件



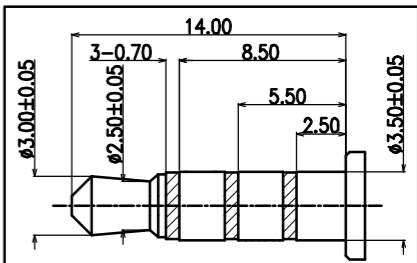
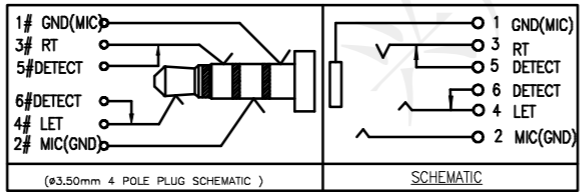
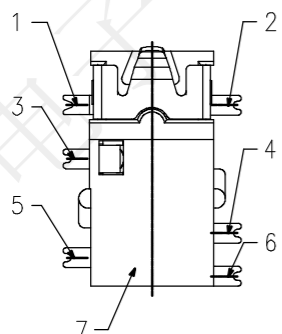
3D VIEW



P.C.B LAYOUT TOP VIEW 正贴



P.C.B LAYOUT TOP VIEW 反贴



( $\phi 3.50\text{mm}$  4 POLE PLUG DETAIL DRAWING)

7	HOUSING	1	HIGHT TEMPERATURE PLASTIC COLOR BLACK	
6	CONTACT 6#	1	STAINLESS STEEL; NICKEL UNDER PLATING OVERALL,GOLD FLASH PLATING ON SOLDER AREA	T=0.20
5	CONTACT 5#	1	STAINLESS STEEL; NICKEL UNDER PLATING OVERALL,GOLD FLASH PLATING ON SOLDER AREA	T=0.20
4	CONTACT 4#	1	COPPER ALLOY; NICKEL UNDER PLATING OVERALL,GOLD FLASH PLATING ON SOLDER AREA ;GOLD FLASH PLATING ON CONTACT AREA	T=0.20
3	CONTACT 3#	1	STAINLESS STEEL; NICKEL UNDER PLATING OVERALL,GOLD FLASH PLATING ON SOLDER AREA ;GOLD FLASH PLATING ON CONTACT AREA	T=0.20
2	CONTACT 2#	1	COPPER ALLOY; NICKEL UNDER PLATING OVERALL,GOLD FLASH PLATING ON SOLDER AREA ;GOLD FLASH PLATING ON CONTACT AREA	T=0.20
1	CONTACT 1#	1	STAINLESS STEEL; NICKEL UNDER PLATING OVERALL,GOLD FLASH ON OVERALL	T=0.20
ITEM	PART NAME	Q'TY	MATERIAL	REMARK

深圳市兴烨电子有限公司  
 Shenzhen XingYe Electronics co., Ltd

TOLERANCE		
X.X	$\pm 0.30$	X. $^{\circ}$ $\pm 2^{\circ}$
XX	$\pm 0.20$	.X. $^{\circ}$ $\pm 1^{\circ}$
XXX	$\pm 0.10$	.XX. $^{\circ}$ $\pm 0.5^{\circ}$
UNITS	mm	

Series Name :		
Product Name :	PJ-342无头沉板 2.7	
Part NO:	PJL22030	
SCALE	SHEET	REV.
1:1	1/1	A1

APPD: 陈爱光  
 CHED: 施立敏  
 DRAW: 马洪飞