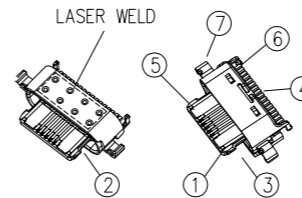
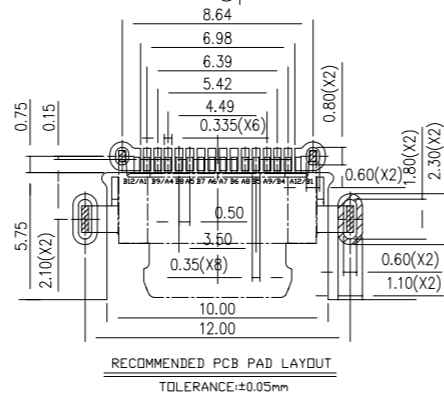
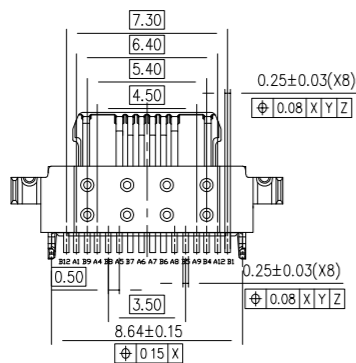
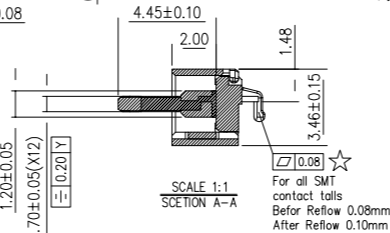
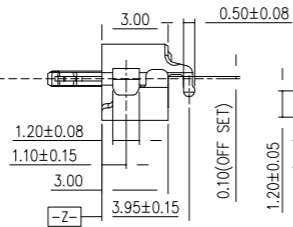
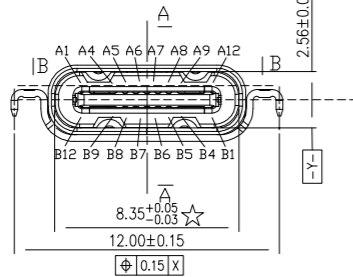
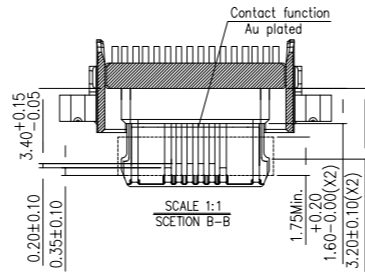
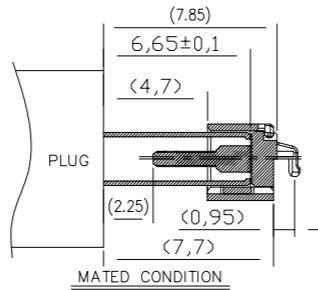
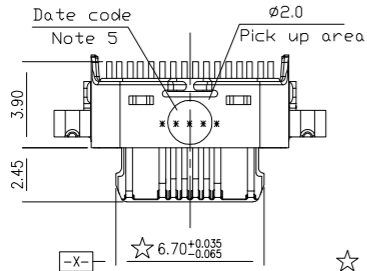


REV.	ECN NO.	DESCRIPTION	DRAW	APPD.	DATE
A	---				



- MECHANICAL PERFORMANCE
 - INSERTION FORCE: 0.5~2.0kgf.
 - REMOVAL FORCE: 0.8kgf~2.0kgf.
 - DURABILITY: 5000 CYCLES.
- ELECTRICAL PERFORMANCE
 - CURRENT RATING: 3.0A
VOLTAGE RATING: 5.0V
 - LLCR: VBUS & GND PINS AND OTHER PINS: 40mΩ/PIN MAX.
SHIELD: 50mΩ/MAX.
LLCR MAX. CHANGE OF ALL PINS: 10mΩ.
 - INSULATION RESISTANCE: 100MΩ MIN
 - DIELECTRIC WITHSTAND VOLTAGE, AC 100V FOR 1 MINUTE.
- ENVIRONMENTAL PERFORMANCE: OPERATING TEMPERATURE: -25°C~+85°C.
- IR REFLOW: THE PEAK TEMPERATURE ON THE BOARD SHALL BE MAINTAINED FOR 10 SECONDS AT 260°C.

A12	GND	B1	GND
A9	VBUS	B4	VBUS
A8	SBU1	B5	CC1
A7	Dn1	B6	Dp1
A6	Dp1	B7	De1
A5	CC1	B8	SBU1
A4	VBUS	B9	VBUS
A1	GND	B12	GND
PIN NO.	SIGNAL NAME	PIN NO.	SIGNAL NAME

受控文件



7	MAIN SHELL	1	SUS304-1/2H; T=0.30mm	OVER ALL: 50u*Min. Ni UNDERPLATED.
6	SUB SHELL	1	SUS304-1/2H; T=0.30mm	
5	OVER MOLDING	1	PA46 NYLON BLACK	UL94V-0
4	FIRST MOLDING	1	PA46 NYLON BLACK	UL94V-0
3	SHIELDING PLATE	1	SUS301-H; T=0.20mm	OVER ALL: 50u*Min. Ni PLATED
2	BOTTOM CONTACT	1	C18400-R480; T=0.25mm	OVER ALL: 50u*Min. Ni UNDERPLATED. CONTACT AREA: 30u*Min. Au PLATED. SOLDER TAIL: 1u*Min. Au PLATED.
1	TOP CONTACT	1	C18400-R480; T=0.25mm	
NO.	Part name	QTY	Material	Remarks

深圳市兴烨电子有限公司
Shenzhen XingYe Electronics co., Ltd

TOLERANCE		
X.X ±0.30	X° ±2°	APPD: 陈爱光
.XX ±0.20	.X° ±1°	CHED: 施立敏
.XXX ±0.10	.XX° ±0.5°	DRAW: 马洪飞
UNITS	mm	

Series Name :		
Product Name :	TYPE-CF-16P沉板1.98两脚插舌头外露2.45	
Part NO:	UCY27067	
SCALE	SHEET	REV.
1:1	1/1	A1