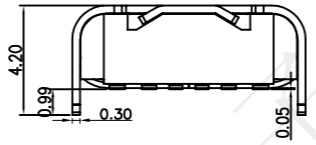
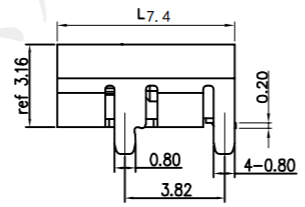
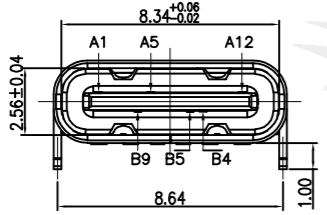
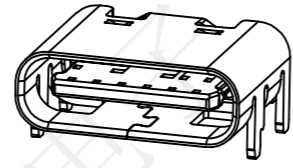
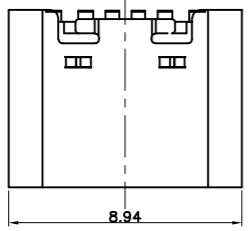
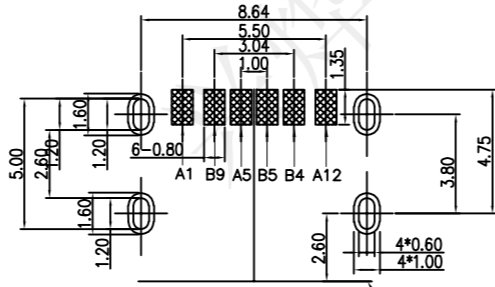
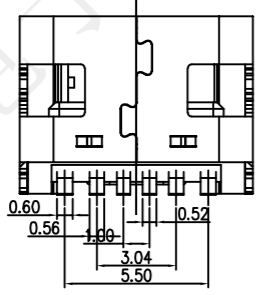


REV.	ECN NO.	DESCRIPTION	DRAW	APPD.	DATE
A	---				



- MECHANICAL PERFORMANCE
  - INSERTION FORCE: 0.5~2.0kgf.
  - REMOVAL FORCE: 0.8kgf~2.0kgf.
  - DURABILITY: 10000 CYCLES.
- ELECTRICAL PERFORMANCE
  - CURRENT RATING: 3.0A  
VOLTAGE RATING: 5.0V
  - LLCR:
    - VBUS & GND PINS AND OTHER PINS: 40mΩ/PIN MAX.
    - SHIELD: 50mΩ/MAX.
    - LLCR MAX. CHANGE OF ALL PINS: 10mΩ.
  - INSULATION RESISTANCE: 100MΩ MIN
  - DIELECTRIC WITHSTAND VOLTAGE, AC 100V FOR 1 MINUTE.
- ENVIRONMENTAL PERFORMANCE:
  - OPERATING TEMPERATURE: -25°C~+85°C.
- IR REFLOW:
  - THE PEAK TEMPERATURE ON THE BOARD SHALL BE MAINTAINED FOR 10 SECONDS AT 260°C.



RECOMMENDED P.C.B. LAYOUT  
TOLERANCE UNSPECIFIED ±0.05mm

受控文件

PIN ASSIGNMENTS

A1	GND	B9	VBUS
A5	CC1	B5	CC2
A12	GND	B4	VBUS
PIN	SIGNAL NAME	PIN	SIGNAL NAME

4	Front shell	STAINLESS STEEL	Ni/SN plated
3	Mid plate	STAINLESS STEEL	
2	Contact	Copper alloy	Au/Ni plated
1	Housing	LCP	Black
NO.	Part name	Material	Remarks

**深圳市兴烨电子有限公司**  
 Shenzhen XingYe Electronics co., Ltd

TOLERANCE

X.X	±0.30	X.°	±2°
.XX	±0.20	.X°	±1°
.XXX	±0.10	.XX°	±0.5°
UNITS	mm		

APPD: 陈爱光  
CHED: 施立敏  
DRAW: 马洪飞

Series Name :			
Product Name : TYPE-CF-6P板上四脚插L7.35			
Part NO: UCM27567			
	SCALE 1:1	SHEET 1/1	REV. A1